

Luminaria Industrial LED



Para áreas peligrosas.
Cerrada y Sellada.

A poste 25°
25° Stanchion




LISTED
LUMINAIRE
E 516896

Colgante
Pendant



A Techo
Ceiling



A Pared
Wall



Hazardous locations Industrial LED
Lighting fixture.
Enclosed and gasketed.

- Clase I Div. 2/Grupos B, C, D clase II Div. 1 Grupos E, F, G.
- Clase I Zona 2/Grupos II B, II B Plus Hidrogeno, II A, Zona 20, 21, 22. Las lámparas para áreas peligrosas LED: Blanco Neutral y blanco frío con una iluminación uniforme, y están diseñadas para uso interno y externo, pueden ser usadas en ambientes generales u ordinario, y peligrosas por presencia de vapores inflamables, polvos o gases combustibles como se define en el NEC. (National Electrical Code). Utilizando una tablilla con arreglos LED podemos superar 1000 w de iluminación HID.

Aplicaciones:

- Las luminarias. Serie LH-LED, están diseñadas para usarse donde la humedad, polvo, suciedad, corrosión y vibración estén presentes y donde exista la posibilidad de agua, viento ó nieve.
- Las luminarias pueden ser usadas en plantas manufactureras, y ciertas plantas de proceso químico y petroquímico, plantas tratadoras de aguas residuales, plataformas marinas, almacenes, etc.

Material:

- Cuerpo: Aluminio inyectado a presión.
- Acabado: Pintura electrostática epóxica/poliéster polimerizada.
- Tornillería externa: Acero inoxidable.
- Vaso refractor: Policarbonato resistente a rayos ultravioleta.
- Temperatura de operación: 40°C (104 °F).
- Empaques: Silicón para altas temperaturas.

Características:

- Mantenimiento mínimo o nulo.
- Encendido instantáneo.
- Operación a temperaturas bajas.
- Bajas temperaturas superficiales.
- El sistema de LED puede ahorrar hasta un 80% en costos de energía.
- 50 mil horas vida pueden proporcionar más de 10 años de iluminación sin necesidad de mantenimiento.
- No contiene mercurio ni productos químicos peligrosos.
- Temperaturas de operación: -30 °C a 55 °C.
- 5 Tipos de montaje: Colgante, a poste 25° y 90°, a techo y pared.
- A prueba de ambientes húmedos, agua y polvos inflamables.
- Disipación eficiente de calor para una larga vida del LED, obteniendo mayores T-RATINGS para uso en ambientes más peligrosos, gracias a su diseño con aletas exteriores.
- Protección contra variaciones de corriente mediante supresor de sobrevoltajes categoría C3 10 Kv línea-tierra.

- Class I Div. 2/Groups B, C, D class II Div. 1 Groups E, F, G.
- Class I Zone 2/Groups II B, II B Plus Hydrogen, II A, Zone 20, 21, 22. The LED lighting fixtures are neutral white and cool white, both has uniform illumination, and are designed for interior or exterior use, using a LED arrangements can overcome 1000 w of HID light.

Applications:

- Series LH-LED, Lighting fixtures designed for use where moisture, dust, dirt, corrosion and vibration may be present or where exist the possibility of water, wind or snow.
- They can be use in ordinary location and in hazardous locations by the presence of flammable vapors, gases or combustible dust as defined by NEC. (National Electrical Code).
- Lighting fixtures could be use in manufacturing plants, and certain chemical and petrochemical processing facilities, sewage treatment plants, offshore installations, warehouse, etc.

Material:

- Body and mounting: Die cast aluminum.
- Finish: Electrostatic powder coating epoxic/polyester.
- External hardware: Stainless steel.
- Refractor globe: Polycarbonate resistant to UV.
- Operation temperature: 104 °F (40°C).
- Gaskets: Silicone for high temperatures.

Characteristics:

- Minimal maintenance.
- Instant ignition.
- Operation at low temperatures.
- Low surface temperatures.
- LED system can save up to 80% in energy costs.
- 50,000 hours of life can provide more than 10 years of lighting without maintenance.
- Contains no mercury and hazardous chemical products.
- Operation temperatures: -30 °C up to 55°C.
- 5 Mounting types: Pendant, stanchion 25° and 90°, ceiling, wall.
- Wet locations.
- Raintight.
- Dust-ignition proof.
- External Flaps provides great thermal transfer for a long life of LED, obtaining higher T-Ratings.
- Protection against current variation through voltage suppressor category C3 10 Kv line-ground.



LISTED
LUMINAIRE
E 516896

**Cumple con /
Comply:**

UL 844

UL 1598

UL 8750 LED

NEMA 3, 3R, 4, 4X

CSA C22.2 No. 137

NOM-003-SCFI-2014

NOM-001-SCFI-2018

NOM-064-SCFI-2014

NOM-024-SCFI-2013

NOM-030-ENER-2016

NOM-058-SCFI-2017

NMX-J-307-ANCE-2017

NMX-J-627-ANCE-2009

NMX-J-529-ANCE-2012

Especificaciones eléctricas / Electrical ratings:

Lúmenes iniciales ±5% @ 25°C Initial lumens ±5% @ 25°C	5800 LM	9000 LM	13500 LM	18500 LM	24500 LM
Voltaje / Voltage 75°C Vcd	28,0/30,0	28,0/30,0	207/220	207/220	207/220
Potencia / Watts 75°C (w) Línea	53	85	113	150	196
Corriente / Input current (A)	1.50	1.50	1.50	1.50	1.50
Eficiencia / Efficiency 75°C (lm / W)	152	150	156	143	131
Temperatura de color / Color temperature (K)	4000 / 5000	4000 / 5000	4000 / 5000	4000 / 5000	4000 / 5000
Indice de reproducción cromática / Color rendering index (CRI)	70	70	70	70	70
Supresor de sobrevoltajes serie / Surge protector device	10 Kv	10 Kv	10 Kv	10 Kv	10 Kv
Potencia Light Source	38 W	60 W	86 W	129 W	187 W



RAWELT, S.A. de C.V.

📍 Torreón, Coah., México

☎ Tel: 871 747 47 84 / Ventas: 800 999 20 18

📞 Whatsapp: +521 871 137 25 71

✉ torreón@rawelt.com.mx

🌐 www.rawelt.com.mx



Una División del Grupo REVUELTA

Serie LH LED Sección 16.5

RW57

16.5- LUMINARIA INDUSTRIAL LED PARA AREAS PELIGROSAS.
CERRADOS Y SELLADOS. SERIE LH-LED

Hoja: 1 / 9
Page:

16.5 - HAZARDOUS LOCATIONS INDUSTRIAL LED LIGHTING FIXTURE.
ENCLOSED AND GASKETED. LH-LED

FICHA TECNICA / TECHNICAL DATA

007 - RW - 371

- Clase I Div. 2/Grupos B, C, D clase II Div. 1 Grupos E, F, G.
 - Clase I Zona 2/Grupos II B, II B plus hidrógeno, II A, Zona 20, 21, 22
- Las lámparas para áreas peligrosas LED: Blanco Neutral y blanco frío con un iluminación uniforme, y están diseñadas para uso interno y externo, pueden ser usadas en ambientes generales u ordinario, y peligrosas por presencia de vapores inflamables, polvos o gases combustibles como se define en el NEC. (National Electrical Code). Utilizando una tablilla con arreglos LED podemos superar 1000 W de iluminación HID.

- Class I Div. 2/Groups B, C, D class II Div. 1 Grupos E, F, G.
 - Class I Zone 2/Groups II B, II B plus hydrogen, II A, Zone 20, 21, 22
- The LED lighting fixtures are neutral white and cool white, both has uniform illumination, and are designed for interior or exterior use, using a LED arrangements can overcome 1000 watts of HID light.

Aplicaciones

- Las luminarias. Serie LH-LED, están diseñadas para usarse donde la humedad, polvo, suciedad, corrosión y vibración estén presentes y donde exista la posibilidad de agua, viento ó nieve.
- Las luminarias pueden ser usadas en plantas manufactureras, y ciertas plantas de proceso químico y petroquímico, plantas tratadoras de aguas residuales, plataformas marinas, almacenes, etc.

Applications

- Series LH-LED, Lighting fixtures designed for use where moisture, dust, dirt, corrosion and vibration may be present or where exist the possibility of water, wind or snow.
- Lighting fixtures could be use in manufacturing plants, and certain chemical and petrochemical precessing facilities, sewage treatment plants, offshore installations, warehouse, etc.

Material:

- Cuerpo: Aluminio inyectado a presión.
- Acabado: Pintura electrostática epóxica/poliester polimerizada espesor mínimo de 2 mils.
- Pruebas de cámara salina a pintura de acuerdo a ASTM B117
- Pruebas de adherencia a pintura de acuerdo ASTM 3359
- Resistencia a impactos mecánicos en carcasa de acuerdo a IK09 gracias a su diseño que no cuenta con elementos susceptibles a rompimiento.
- Tornillería externa: Acero inoxidable
- Vaso refractor: Policarbonato resistente a rayos ultravioleta
- Empaques: Silicón para altas temperaturas.
- Rosca NPT asegurando continuidad a tierra.



LISTED
LUMINAIRE
E 516896

Fabricado en base a /
Manufactured in base to:
UL 844 UL 1598
CSA C22.2 No. 137
UL 8750 LED
NEMA 3, 3R, 4, 4X
NMX-J-307-2017
NMX-J-627-2009
NMX-J-529-2012
NOM-064-SCFI-2014
NOM-030-ENER-2016
NOM-003-SCFI-2014
NOM-001-SCFI-2018
NOM-058-SCFI-2017
NOM-024-SCFI-2013

Características:

- Distribucion Fotométrica: IESNA Tipo I y Tipo V.
- Disipación eficiente de calor para una larga vida del LED, obteniendo mayores T-Ratings, para uso en ambientes más peligrosos, gracias a su diseño con aletas exteriores.
- Mantenimiento mínimo o nulo.
- Encendido instantáneo.
- Operación a temperaturas bajas.
- Bajas temperaturas superficiales.
- Protección contra variaciones de corriente mediante supresor de sobrevoltaje categoría C3 10 KV línea-tierra.
- El sistema de LED puede ahorrar hasta un 80% en costos de energía.
- 50 mil horas vida pueden proporcionar más de 10 años de iluminación sin necesidad de mantenimiento.
- No contiene mercurio ni productos químicos peligrosos.
- Temperaturas de operación: -30 °C a 50 °C.
- 5 Tipos de montaje: Colgante, a poste 25° y 90°, a techo y pared.
- A prueba de ambientes húmedos, agua y polvos inflamables.
- Lúmenes iniciales ± 5% @ 25 °C
- Carcasa conectada a tierra
- El desempeño real puede variar como resultado del medio ambiente y aplicación donde se instale la luminaria.
- Todos los parámetros son diseñados y medidos bajo condiciones de laboratorio a 25 °C
- Rango de temperatura T5 para uso en la mayoría de ambientes peligrosos.
- Sellada de fábrica: Refiérase al instructivo de instalación para requerimientos de sellado externo.

Material:

- Body and mounting: Die cast aluminum.
- Finish: Electrostatic powder coating epoxic/polyester. Minimum thickness 2 mils
- Saline chamber test to paint according to ASTM B117
- Paint adhesion test according ASTM 3359
- Resistance to mechanical impacts according IK09 casing, thanks to its design that does not have elements susceptible to breakage.
- External hardware: Stainless steel.
- Refractor globe: Polycarbonate resistant to UV.
- Gaskets: Silicone for high temperatures.
- NPT threaded to ensure ground continuity

Characteristics:

- Photometric Distribution: IESNA Type I and Type V.
- External flaps provides great thermal transfer for a long life of LED, obtaining higher T-Raitings.
- Minimal maintenance.
- Instant ignition.
- Operation at low temperatures.
- Low surface V.
- LED system can save up to 80% in energy costs.
- 50,000 hours of life can provide more than 10 years of lighting without maintenance.
- Contains no mercury and hazardous chemical products.
- Operation temperatures: -30 °C up to 50 °C
- Protection agains current variations through voltage supressor category C3 10 KV line-ground.
- 5 Mounting types: Pendant, stanchion 25° and 90°, ceiling, wall.
- Wet locations.
- Raintight.
- Initial lumens ± 5% @ 25 °C
- Dust-ignition proof.
- Grounded housing.
- Real performance could vary as a result of application and enviroment where the lighting fixture are installed.
- All parameters are designed and measured under laboratory conditions at 25 °C
- T5 temperature range for safe use in most hazardous enviroments.
- Factory sealed: Refer to installations instructions for external seal requeriments.

USAR No. DE CODIGO PARA HACER PEDIDOS. TO ORDER USE CODE NUMBER.

Figura Figure	Descripción Description	Catalogo Catalog	Código Code	Linea Watts Line	Lúmenes Iniciales Initial Lumens	Grados Kelvin °K	Entrada conduit Hub		Peso x 100 pzas. Weight x 100 pcs.		Unit Ctn. Pzas. Pcs.
							mm	inch	kg	lb	
	Montaje colgante Pendant mounting	LHC - 2 - LED - 1	27.46.4436	53	5800	5000	19.0	3/4"	5.520	12.14	1
		LHC - 2 - LED - 2	27.46.4437	85	9000	5000					
		LHC - 2 - LED - 3	27.46.4438	113	13500	5000					
		LHC - 2 - LED - 4	27.46.4439	150	18500	5000					
		LHC - 2 - LED - 5	27.46.4440	196	24500	5000					
		LHC - 2 - LED - 6	27.46.4585	186	13500	4000					
		LHC - 2 - LED - 7	27.46.4586	150	18500	4000					
		LHC - 2 - LED - 8	27.46.4587	196	24500	4000					
		LHC - 2 - LED - 9	27.46.4588	53	5800	4000					
		LHC - 2 - LED -10	27.46.5366	85	9000	4000					

Especificaciones sujetas a cambio sin previo aviso. Specifications are subject to change without notice.

RAWELT, S.A. de C.V.



**16.5- LUMINARIA INDUSTRIAL LED PARA AREAS PELIGROSAS.
CERRADOS Y SELLADOS. SERIE LH-LED**

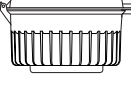
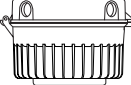
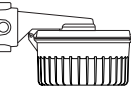
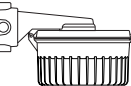
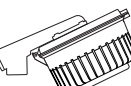
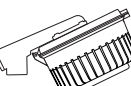
Hoja: 2 / 9
Page:

**16.5 - HAZARDOUS LOCATIONS INDUSTRIAL LED LIGHTING FIXTURE.
ENCLOSED AND GASKETED. LH-LED**

FICHA TECNICA / TECHNICAL DATA

007 - RW - 371

USAR No. DE CODIGO PARA HACER PEDIDOS. TO ORDER USE CODE NUMBER.

Figura Figure	Descripción Description	Catalogo Catalog	Código Code	Linea Watts Line	Lúmenes Iniciales Initial Lumens	Grados Kelvin °K	Entrada conduit Hub		Peso x 100 pzas. Weight x 100 pcs.		Unit Ctn. Pzas. Pcs.
							mm	inch	kg	lb	
	Montaje colgante Pendant mounting	LHC - 3 - LED - 1	27.46.4441	53	5800	5000	25.4	1"	5.520	12.14	1
		LHC - 3 - LED - 2	27.46.4442	85	9000	5000					
		LHC - 3 - LED - 3	27.46.4443	113	13500	5000					
		LHC - 3 - LED - 4	27.46.4444	150	18500	5000					
		LHC - 3 - LED - 5	27.46.4445	196	24500	5000					
		LHC - 3 - LED - 6	27.46.4589	186	13500	4000					
		LHC - 3 - LED - 7	27.46.4590	150	18500	4000					
		LHC - 3 - LED - 8	27.46.4591	196	24500	4000					
		LHC - 3 - LED - 9	27.46.4592	53	5800	4000					
		LHC - 3 - LED - 10	27.46.5367	85	9000	4000					
	Montaje a techo Ceiling mounting	LHT - 2 - LED - 1	27.46.4446	53	5800	5000	19.0	3/4"	5.520	12.32	1
		LHT - 2 - LED - 2	27.46.4447	85	9000	5000					
		LHT - 2 - LED - 3	27.46.4448	113	13500	5000					
		LHT - 2 - LED - 4	27.46.4449	150	18500	5000					
		LHT - 2 - LED - 5	27.46.4450	196	24500	5000					
		LHT - 2 - LED - 6	27.46.4593	186	13500	4000					
		LHT - 2 - LED - 7	27.46.4594	150	18500	4000					
		LHT - 2 - LED - 8	27.46.4595	196	24500	4000					
		LHT - 2 - LED - 9	27.46.4596	53	5800	4000					
		LHT - 2 - LED - 10	27.46.5368	85	9000	4000					
	Montaje a pared Wall mounting	LHW - 2 - LED - 1	27.46.4456	53	5800	5000	19.0	3/4"	6.100	13.42	1
		LHW - 2 - LED - 2	27.46.4457	85	9000	5000					
		LHW - 2 - LED - 3	27.46.4458	113	13500	5000					
		LHW - 2 - LED - 4	27.46.4459	150	18500	5000					
		LHW - 2 - LED - 5	27.46.4460	196	24500	5000					
		LHW - 2 - LED - 6	27.46.4601	186	13500	4000					
		LHW - 2 - LED - 7	27.46.4602	150	18500	4000					
		LHW - 2 - LED - 8	27.46.4603	196	24500	4000					
		LHW - 2 - LED - 9	27.46.4604	53	5800	4000					
		LHW - 2 - LED - 10	27.46.5370	85	9000	4000					
	Montaje a pared Wall mounting	LHW - 3 - LED - 1	27.46.4461	53	5800	5000	25.4	1"	6.100	13.42	1
		LHW - 3 - LED - 2	27.46.4462	85	9000	5000					
		LHW - 3 - LED - 3	27.46.4463	113	13500	5000					
		LHW - 3 - LED - 4	27.46.4464	150	18500	5000					
		LHW - 3 - LED - 5	27.46.4465	196	24500	5000					
		LHW - 3 - LED - 6	27.46.4605	186	13500	4000					
		LHW - 3 - LED - 7	27.46.4606	150	18500	4000					
		LHW - 3 - LED - 8	27.46.4607	196	24500	4000					
		LHW - 3 - LED - 9	27.46.4608	53	5800	4000					
		LHW - 3 - LED - 10	27.46.5371	85	9000	4000					
	Montaje a poste 25° 25° Stanchion mounting	LHS - 4 - LED - 1	27.46.4466	53	5800	5000	31.8	1 1/4"	5.900	12.99	1
		LHS - 4 - LED - 2	27.46.4467	85	9000	5000					
		LHS - 4 - LED - 3	27.46.4468	113	13500	5000					
		LHS - 4 - LED - 4	27.46.4469	150	18500	5000					
		LHS - 4 - LED - 5	27.46.4470	196	24500	5000					
		LHS - 4 - LED - 6	27.46.4609	186	13500	4000					
		LHS - 4 - LED - 7	27.46.4610	150	18500	4000					
		LHS - 4 - LED - 8	27.46.4611	196	24500	4000					
		LHS - 4 - LED - 9	27.46.4612	53	5800	4000					
		LHS - 4 - LED - 10	27.46.5372	85	9000	4000					
	Montaje a poste 25° 25° Stanchion mounting	LHS - 5 - LED - 1	27.46.4471	53	5800	5000	38.1	1 1/2"	5.900	12.99	1
		LHS - 5 - LED - 2	27.46.4472	85	9000	5000					
		LHS - 5 - LED - 3	27.46.4473	113	13500	5000					
		LHS - 5 - LED - 4	27.46.4474	150	18500	5000					
		LHS - 5 - LED - 5	27.46.4475	196	24500	5000					
		LHS - 5 - LED - 6	27.46.4613	186	13500	4000					
		LHS - 5 - LED - 7	27.46.4614	150	18500	4000					
		LHS - 5 - LED - 8	27.46.4615	196	24500	4000					
		LHS - 5 - LED - 9	27.46.4616	53	5800	4000					
		LHS - 5 - LED - 10	27.46.5373	85	9000	4000					

Especificaciones sujetas a cambio sin previo aviso. Specifications are subject to change without notice.

RAWELT, S.A. de C.V.

RAWELT ® INYECTADOS
Una División del Grupo REVUELTA

16.5- LUMINARIA INDUSTRIAL LED PARA AREAS PELIGROSAS.
CERRADOS Y SELLADOS. SERIE LH-LED

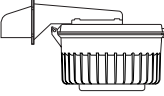
Hoja: 3 / 9
Page:

16.5 - HAZARDOUS LOCATIONS INDUSTRIAL LED LIGHTING FIXTURE.
ENCLOSED AND GASKETED. LH-LED

FICHA TECNICA / TECHNICAL DATA

007 - RW - 371

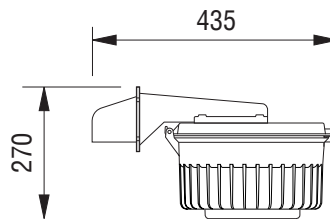
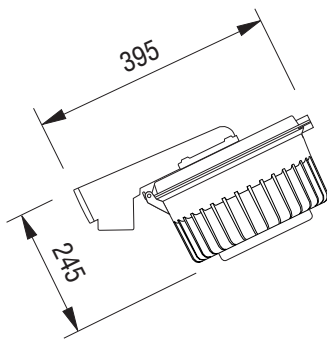
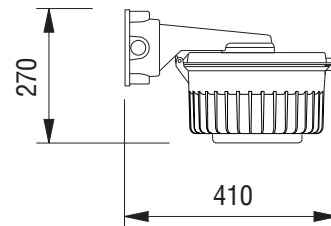
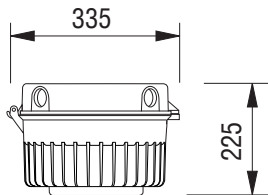
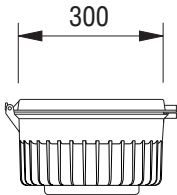
USAR No. DE CODIGO PARA HACER PEDIDOS. TO ORDER USE CODE NUMBER.

Figura Figure	Descripción Description	Catalogo Catalog	Código Code	Linea Watts Line	Lúmenes Iniciales Initial Lumens	Grados Kelvin °K	Entrada conduit Hub		Peso x 100 pzas. Weight x 100 pcs.		Unit Ctn. Pzas. Pcs.
							mm	inch	kg	lb	
	Montaje a poste 90° 90° Stanchion mounting	LHS1 - 4 - LED - 1	27.46.4476	53	5800	5000	31.8	1 1/4"	5.900	12.99	1
		LHS1 - 4 - LED - 2	27.46.4477	85	9000	5000					
		LHS1 - 4 - LED - 3	27.46.4478	113	13500	5000					
		LHS1 - 4 - LED - 4	27.46.4479	150	18500	5000					
		LHS1 - 4 - LED - 5	27.46.4480	196	24500	5000					
		LHS1 - 4 - LED - 6	27.46.4617	186	13500	4000					
		LHS1 - 4 - LED - 7	27.46.4618	150	18500	4000					
		LHS1 - 4 - LED - 8	27.46.4619	196	24500	4000					
		LHS1 - 4 - LED - 9	27.46.4620	53	5800	4000					
		LHS1 - 4 - LED - 10	27.46.5374	85	9000	4000					
		LHS1 - 5 - LED - 1	27.46.4481	53	5800	5000	38.1	1 1/2"	5.900	12.99	1
		LHS1 - 5 - LED - 2	27.46.4482	85	9000	5000					
		LHS1 - 5 - LED - 3	27.46.4483	113	13500	5000					
		LHS1 - 5 - LED - 4	27.46.4484	150	18500	5000					
		LHS1 - 5 - LED - 5	27.46.4485	196	24500	5000					
		LHS1 - 5 - LED - 6	27.46.4621	186	13500	4000					
		LHS1 - 5 - LED - 7	27.46.4622	150	18500	4000					
		LHS1 - 5 - LED - 8	27.46.4623	196	24500	4000					
		LHS1 - 5 - LED - 9	27.46.4624	53	5800	4000					
		LHS1 - 5 - LED - 10	27.46.5375	85	9000	4000					

Certificaciones / Compliances:



Expediente/File No. E516896 UL 1598



Especificaciones sujetas a cambio sin previo aviso. Specifications are subject to change without notice.

RAWELT, S.A. de C.V.

RAWELT ® INYECTADOS
Una División del Grupo REVUELTA

16.5- LUMINARIA INDUSTRIAL LED PARA AREAS PELIGROSAS.
CERRADOS Y SELLADOS. SERIE LH-LED

Hoja: 4 / 9
Page:

16.5 - HAZARDOUS LOCATIONS INDUSTRIAL LED LIGHTING FIXTURE.
ENCLOSED AND GASKETED. LH-LED

FICHA TECNICA / TECHNICAL DATA

007 - RW - 371

Sistema Electrónico / Electronic system:

LED

Tablilla de arreglo LED.
Blanco Neutral (4000 °K) CRI 70.
Blanco frio (5000 °K) CRI 70.

LED

High brightness LED assembly.
White Neutral (4000 °K) CRI 70.
Cool White (5000 °K) CRI 70.

DRIVER

Balastro electrónico de corriente continua
120 / 277 V~, 50/60 Hz: 38 W, 60 W, 86 W, 129 W, 187 W.
347 / 480 V~, 50/60 Hz: 86 W, 129 W, 187 W. *
Factor de potencia: FP > 0.90
Distorsión armónica total: THD < 20%
Supresor de Sobrevoltaje

DRIVER

Constant current regulated power supply
120 / 277 V~, 50/60 Hz: 38 W, 60 W, 86 W, 129 W, 187 W.
347 / 480 V~, 50/60 Hz: 86 W, 129 W, 187 W. *
Power factor: > 0.90
Low harmonic distortion: THD < 20%
Surge Protector Device

* Solicitar cotización

* Quotation request

Especificaciones eléctricas / Electrical ratings:

Lúmenes iniciales ± 5% @ 25 °C Initial lumens ± 5% @ 25 °C	5800 LM	9000 LM	13500 LM	18500 LM	24500 LM
Voltaje / Voltage @ 75°C	30,0 V	30,0 V	207/220 V	207/220 V	207/220 V
Potencia / Watts @ 75°C Linea	53 W	85 W	113 W	150 W	196 W
Corriente / Input current	1,50 A	1,50 A	1,50 A	1,50 A	1,50 A
Factor de potencia / Power factor	>0.9	>0.9	>0.9	>0.9	>0.9
THD	<20%	<20%	<20%	<20%	<20%
Eficiencia / Efficiency @ 75°C	152LM	150 LM	156 LM	143 LM	131 LM
Temperaturas de color / Color Temperatures	4000 °K 5000 °K	4000 °K 5000 °K	4000 °K 5000 °K	4000 °K 5000 °K	4000 °K 5000 °K
Supresor de Sobrevoltaje Serie / Surge Protector Device	10 KV	10 KV	10 KV	10 KV	10 KV
Consumo de energía / Energy consumption KWH	0,46	0,76	0,90	1,20	1,56
Voltaje Linea	120 / 277	120 / 277	120 / 277	120 / 277	120 / 277
Potencia / Light source	38 W	60 W	86 W	129 W	187 W

Para seleccionar la distribución fotométrica, añada al final del catálogo el sufijo I para tipo I y el sufijo V para tipo V.

To select the photometric distribution, add at the final of catalogue the suffix I for type I and suffix V for type V.

Especificaciones sujetas a cambio sin previo aviso. Specifications are subject to change without notice.

RAWELT, S.A. de C.V.

RAWELT ® INYECTADOS
Una División del Grupo **REVUELTA**

25 - III - 2025

16.5- LUMINARIA INDUSTRIAL LED PARA AREAS PELIGROSAS.
CERRADOS Y SELLADOS. SERIE LH-LED

Hoja: 5 / 9
Page:

16.5 - HAZARDOUS LOCATIONS INDUSTRIAL LED LIGHTING FIXTURE.
ENCLOSED AND GASKETED. LH-LED

FICHA TECNICA / TECHNICAL DATA

007 - RW - 371

LUMINARIA AREAS PELIGROSAS LED

Marca: RAWELT

Modelo: LH-LED

Para Uso Interior y exterior

Fuente de Luz: LED

**CARACTERISTICAS ELECTRICAS:
CONSULTAR EN LA ETIQUETA DEL PRODUCTO**

120/277 V~ 50/60 Hz

Contenido: 1 pieza

NOM

País de Origen: México

**Fabricado por: RAWELT, S.A. DE C.V.
VALLE DEL GUADIANA 656 PARQUE INDUSTRIAL
LAGUNERO 35070 GOMEZ PALACIO, DGO., MEXICO**

RAWELT, S.A. de C.V.

RAWELT ® INYECTADOS
Una División del Grupo **REVUELTA** 

16.5- LUMINARIA INDUSTRIAL LED PARA AREAS PELIGROSAS.
CERRADOS Y SELLADOS. SERIE LH-LED

16.5 - HAZARDOUS LOCATIONS INDUSTRIAL LED LIGHTING FIXTURE.
ENCLOSED AND GASKETED. LH-LED

Hoja: 6 / 9
Page:

FICHA TECNICA / TECHNICAL DATA

007 - RW - 371

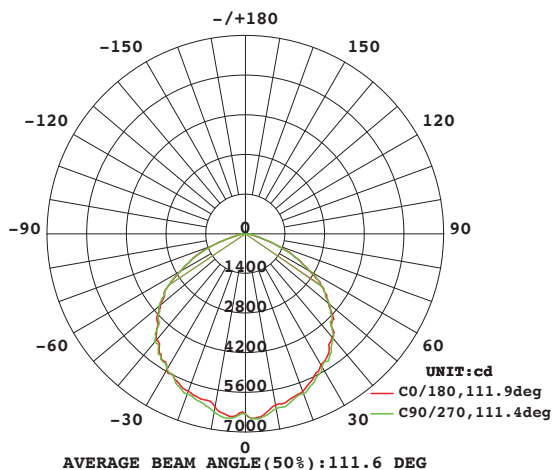
LUMINAIRE PHOTOMETRIC TEST REPORT

Test:U:125.6V I:1.513A P:189.8W PF:0.9984 Lamp Flux:17602.3x1 lm

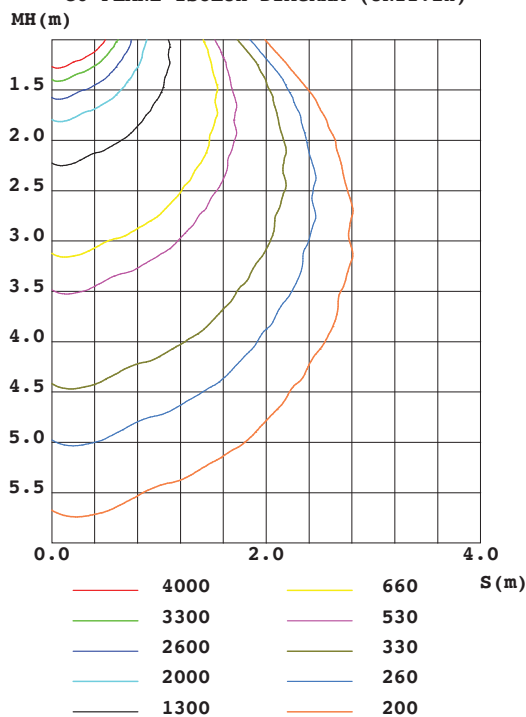
NAME: LHT-2-LED-8	TYPE:AREAS PELIGROSAS	WEIGHT:5600 gr
SPEC.:127Vac, 60Hz, 190W	DIM.: 335x335x225 (mm)	SERIAL No.:
MFR.: RAWELT	SUR.:	PROTECTION ANGLE:

DATA OF LAMP		PHOTOMETRIC DATA				Eff: 92.75 lm/W
MODEL	LED 4000K	I _{max} (cd)	6571	S/MH(C0/180)	1.27	
NOMINAL POWER(W)	190	LOR(%)	100.0	S/MH(C90/270)	1.29	
RATED VOLTAGE(V)	127	TOTAL FLUX(lm)	17602	η UP, DN(C0-180)	0.7, 48.9	
NOMINAL FLUX(lm)	17602.3	CIE CLASS	DIRECT	η UP, DN(C180-360)	0.7, 49.7	
LAMPS INSIDE	1	η up(%)	1.4	CIBSE SHR NOM	1.25	
TEST VOLTAGE(V)	127	η down(%)	98.6	CIBSE SHR MAX	1.35	

LUMINOUS INTENSITY DISTRIBUTION DIAGRAM



C0 PLANE ISOLUX DIAGRAM (UNIT:lx)



C Range: 0 - 360DEG
C Interval: 10.0DEG
Test Speed: HIGH
Temperature: 25.0DEG
Operators: Everardo Torres
Test Date: 2018-06-14

γ Range: 0 - 180DEG
γ Interval: 1.0DEG
Test System: EVERFINE GO-2000B_V1 SYSTEM V2.0.279
Humidity: 65.0%
Test Distance: 6.960m [K=1.0000]
Remarks:

Especificaciones sujetas a cambio sin previo aviso. Specifications are subject to change without notice.

RAWELT, S.A. de C.V.

RAWELT © INYECTADOS
Una División del Grupo REVUELTA

16.5- LUMINARIA INDUSTRIAL LED PARA AREAS PELIGROSAS.
CERRADOS Y SELLADOS. SERIE LH-LED

16.5 - HAZARDOUS LOCATIONS INDUSTRIAL LED LIGHTING FIXTURE.
ENCLOSED AND GASKETED. LH-LED

Hoja: 7 / 9
Page:

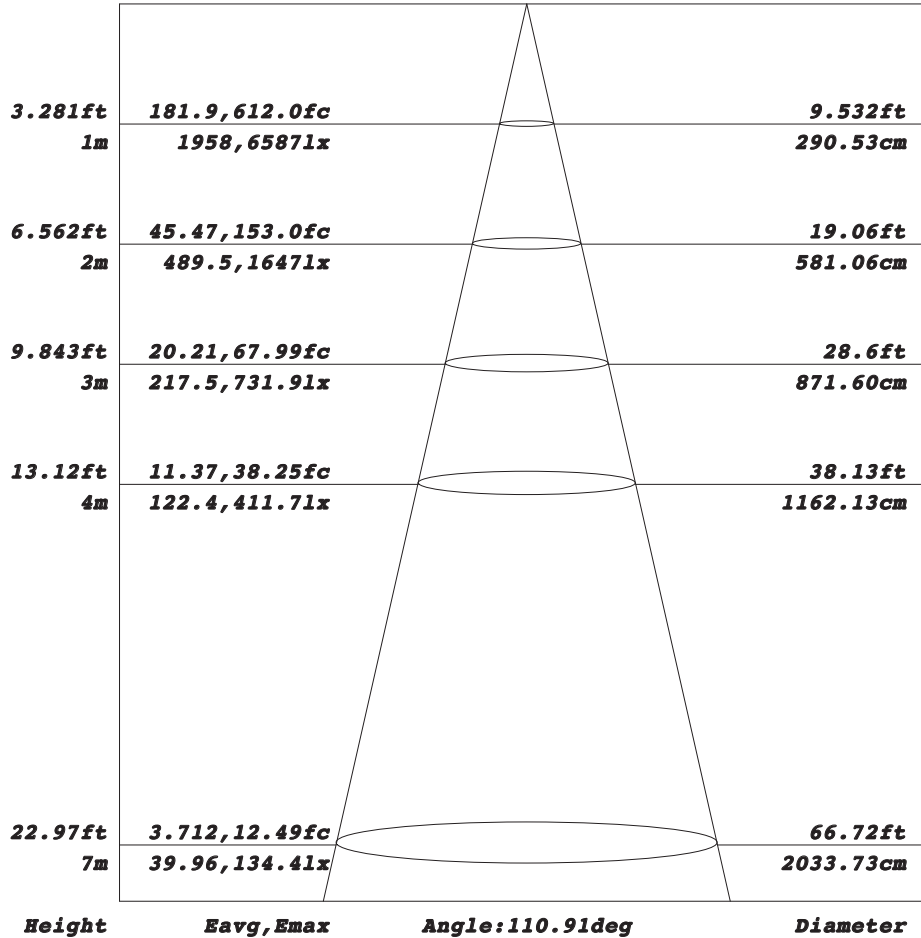
FICHA TECNICA / TECHNICAL DATA

007-RW-371

AAI Figure

Test:U:125.6V I:1.513A P:189.8W PF:0.9984 Lamp Flux:17602.3x1 lm		
NAME: LHT-2-LED-8	TYPE:AREAS PELIGROSAS	WEIGHT:5600 gr
SPEC.:127Vac, 60Hz, 190W	DIM.: 335x335x225 (mm)	SERIAL No.:
MFR.: RAWELT	SUR.:	PROTECTION ANGLE:

Flux out:13519 lm



Note: The Curves indicate the illuminated area and the average illumination when the luminaire is at different distance.

C Range: 0 - 360DEG
C Interval: 10.0DEG
Test Speed: HIGH
Temperature: 25.0DEG
Operators: Everardo Torres
Test Date: 2018-06-14

γ Range: 0 - 180DEG
γ Interval: 1.0DEG
Test System: EVERFINE GO-2000B_V1 SYSTEM V2.0.279
Humidity: 65.0%
Test Distance: 6.960m [K=1.0000]
Remarks:

Especificaciones sujetas a cambio sin previo aviso. Specifications are subject to change without notice.

RAWELT, S.A. de C.V.

RAWELT ® INYECTADOS
Una División del Grupo REVUELTA

16.5- LUMINARIA INDUSTRIAL LED PARA AREAS PELIGROSAS.
CERRADOS Y SELLADOS. SERIE LH-LED

16.5 - HAZARDOUS LOCATIONS INDUSTRIAL LED LIGHTING FIXTURE.
ENCLOSED AND GASKETED. LH-LED

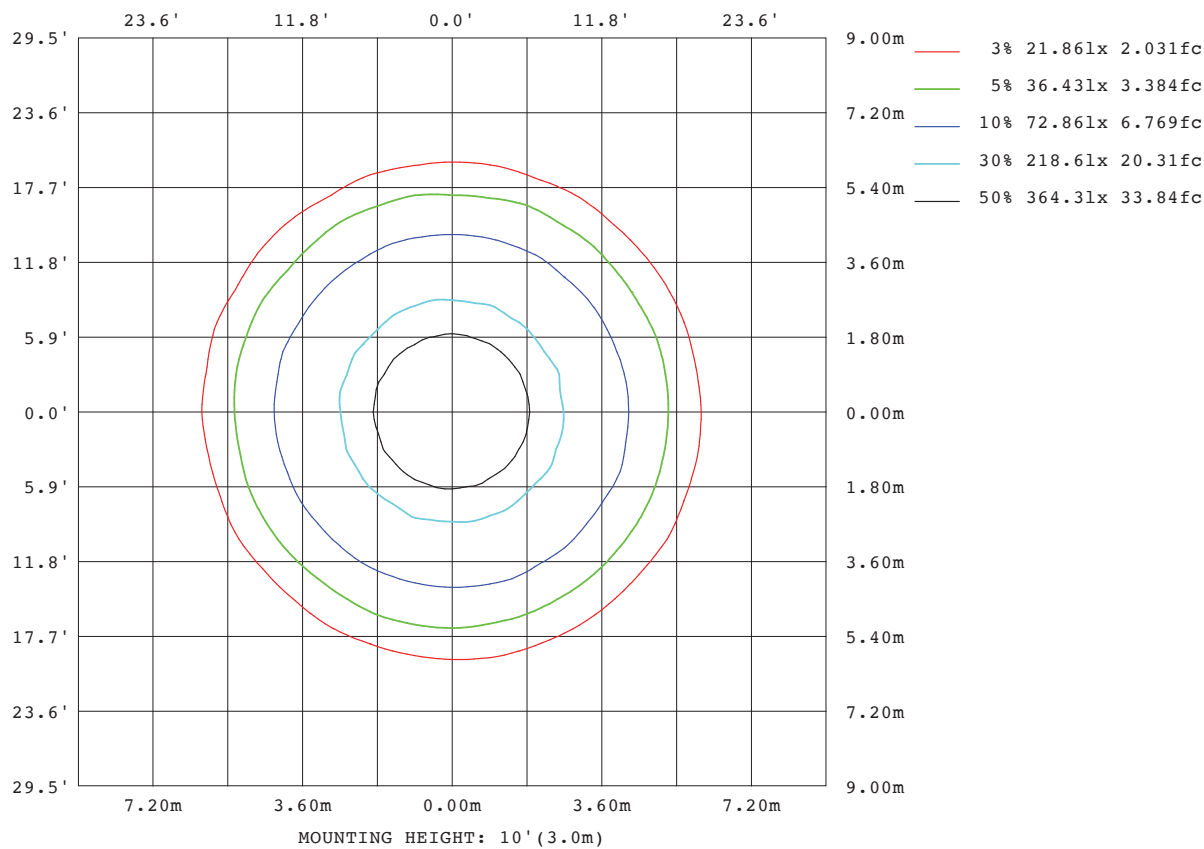
Hoja: 8 / 9
Page:

FICHA TECNICA / TECHNICAL DATA

007 - RW - 371

ISOLUX DIAGRAM

Test:U:125.6V I:1.513A P:189.8W PF:0.9984 Lamp Flux:17602.3x1 lm		
NAME: LHT-2-LED-8	TYPE:AREAS PELIGROSAS	WEIGHT:5600 gr
SPEC.:127Vac, 60Hz, 190W	DIM.: 335x335x225 (mm)	SERIAL No.:
MFR.: RAWELT	SUR.:	PROTECTION ANGLE:



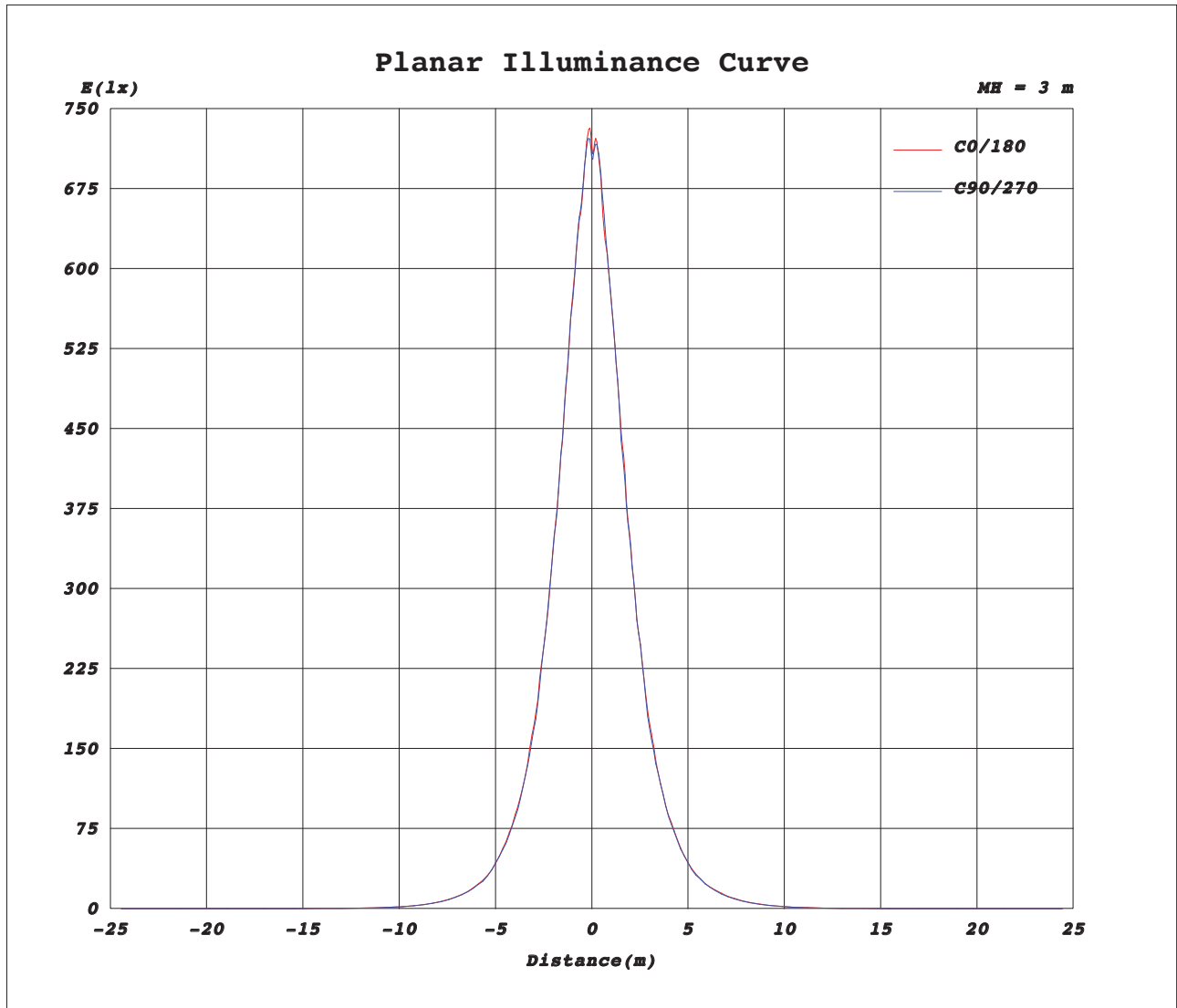
C Range: 0 - 360DEG
C Interval: 10.0DEG
Test Speed: HIGH
Temperature: 25.0DEG
Operators: Everardo Torres
Test Date: 2018-06-14

γ Range: 0 - 180DEG
γ Interval: 1.0DEG
Test System: EVERFINE GO-2000B_V1 SYSTEM V2.0.279
Humidity: 65.0%
Test Distance: 6.960m [K=1.0000]
Remarks:

Especificaciones sujetas a cambio sin previo aviso. Specifications are subject to change without notice.

RAWELT, S.A. de C.V.

RAWELT ® INYECTADOS
Una División del Grupo **REVUELTA**



C Range: 0 - 360DEG
C Interval: 10.0DEG
Test Speed: HIGH
Temperature: 25.0DEG
Operators: Everardo Torres
Test Date: 2018-06-14

γ Range: 0 - 180DEG
 γ Interval: 1.0DEG
Test System: EVERFINE GO-2000B_V1 SYSTEM V2.0.279
Humidity: 65.0%
Test Distance: 6.960m [K=1.0000]
Remarks:

Especificaciones sujetas a cambio sin previo aviso. Specifications are subject to change without notice.

Cotización/Quotation Plazo de embarque* / Shipment exw* :

Pedido No./Purchase order :

Our ref.:

Fecha/Date: Vendedor/Salesman: No.

Facturar a/Invoice to: RFC.

Ordenado por/Ordered by: Tel. () Fax ()

Dirección/Address:

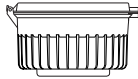
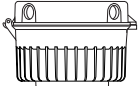
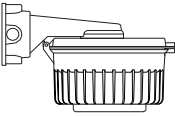
..... C.P./Zip. Lugar/City/Country:

Consignar a/Ship to:

..... Embarcar: Camión x Cobrar Pagado Paquete

Cond. de Pago/Terms:

Cond. de Venta/Sale conditions: L.P.:

16.5 - LUMINARIA INDUSTRIAL LED PARA AREAS PELIGROSAS. CERRADOS Y SELLADOS. SERIE LH-LED								
16.5 - HAZARDOUS LOCATIONS INDUSTRIAL LED LIGHTING FIXTURE. ENCLOSED AND GASKETED. LH-LED SERIES.								
Item	Figura Figure	Descripción Description	Catalogo Catalog	Código Code	Entrada conduit Hub		Unit. Ctn. Pzas. Pcs.	Cantidad Qty.
					mm	inch		
1		Montaje colgante Pendant mounting	LHC - 2 - LED - 1	27.46.4436	19.0	3/4"	1	
			LHC - 2 - LED - 2	27.46.4437				
			LHC - 2 - LED - 3	27.46.4438				
			LHC - 2 - LED - 4	27.46.4439				
			LHC - 2 - LED - 5	27.46.4440				
			LHC - 2 - LED - 6	27.46.4585				
			LHC - 2 - LED - 7	27.46.4586				
			LHC - 2 - LED - 8	27.46.4587				
			LHC - 2 - LED - 9	27.46.4588				
			LHC - 2 - LED -10	27.46.5366				
			LHC - 3 - LED - 1	27.46.4441	25.4	1"	1	
			LHC - 3 - LED - 2	27.46.4442				
			LHC - 3 - LED - 3	27.46.4443				
			LHC - 3 - LED - 4	27.46.4444				
			LHC - 3 - LED - 5	27.46.4445				
			LHC - 3 - LED - 6	27.46.4589				
			LHC - 3 - LED - 7	27.46.4590				
			LHC - 3 - LED - 8	27.46.4591				
			LHC - 3 - LED - 9	27.46.4592				
			LHC - 3 - LED -10	27.46.5367				
2		Montaje a techo Ceiling mounting	LHT - 2 - LED - 1	27.46.4446	19.0	3/4"	1	
			LHT - 2 - LED - 2	27.46.4447				
			LHT - 2 - LED - 3	27.46.4448				
			LHT - 2 - LED - 4	27.46.4449				
			LHT - 2 - LED - 5	27.46.4450				
			LHT - 2 - LED - 6	27.46.4593				
			LHT - 2 - LED - 7	27.46.4594				
			LHT - 2 - LED - 8	27.46.4595				
			LHT - 2 - LED - 9	27.46.4596				
			LHT - 2 - LED -10	27.46.5368				
			LHT - 3 - LED - 1	27.46.4451	25.4	1"	1	
			LHT - 3 - LED - 2	27.46.4452				
			LHT - 3 - LED - 3	27.46.4453				
			LHT - 3 - LED - 4	27.46.4454				
			LHT - 3 - LED - 5	27.46.4455				
			LHT - 3 - LED - 6	27.46.4597				
			LHT - 3 - LED - 7	27.46.4598				
			LHT - 3 - LED - 8	27.46.4599				
			LHT - 3 - LED - 9	27.46.4600				
			LHT - 3 - LED -10	27.46.5369				
3		Montaje a pared Wall mounting	LHW - 2 - LED - 1	27.46.4456	19.0	3/4"	1	
			LHW - 2 - LED - 2	27.46.4457				
			LHW - 2 - LED - 3	27.46.4458				
			LHW - 2 - LED - 4	27.46.4459				
			LHW - 2 - LED - 5	27.46.4460				
			LHW - 2 - LED - 6	27.46.4601				
			LHW - 2 - LED - 7	27.46.4602				
			LHW - 2 - LED - 8	27.46.4603				
			LHW - 2 - LED - 9	27.46.4604				
			LHW - 2 - LED -10	27.46.5370				

Expediente
 Control
 Embarques
 Almacén
 Producción

Cotización/Quotation Plazo de embarque* / Shipment exw* :

Pedido No./Purchase order :

Our ref.:

Fecha/Date: Vendedor/Salesman: No.

Facturar a/Invoice to: RFC.

Ordenado por/Ordered by: Tel. () Fax ()

Dirección/Address:

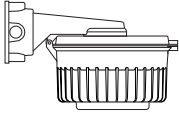
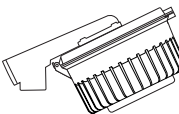
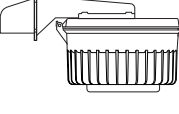
C.P./Zip: Lugar/City/Country:

Consignar a/Ship to:

Embarcar: Camión x Cobrar Pagado Paquete

Cond. de Pago/Terms:

Cond. de Venta/Sale conditions: L.P.:

16.5 - LUMINARIA INDUSTRIAL LED PARA AREAS PELIGROSAS. CERRADOS Y SELLADOS. SERIE LH-LED								
16.5 - HAZARDOUS LOCATIONS INDUSTRIAL LED LIGHTING FIXTURE. ENCLOSED AND GASKETED. LH-LED SERIES.								
Item	Figura Figure	Descripción Description	Catalogo Catalog	Código Code	Entrada conduit Hub		Unit. Ctn. Pzas. Pcs.	Cantidad Qty.
					mm	inch		
3		Montaje a pared Wall mounting	LHW - 3 - LED - 1	27.46.4461	25.4	1"	1	
			LHW - 3 - LED - 2	27.46.4462				
			LHW - 3 - LED - 3	27.46.4463				
			LHW - 3 - LED - 4	27.46.4464				
			LHW - 3 - LED - 5	27.46.4465				
			LHW - 3 - LED - 6	27.46.4605				
			LHW - 3 - LED - 7	27.46.4606				
			LHW - 3 - LED - 8	27.46.4607				
			LHW - 3 - LED - 9	27.46.4608				
			LHW - 3 - LED -10	27.46.5371				
4		25° Stanchion mounting	LHS - 4 - LED - 1	27.46.4466	31.8	1 1/4"	1	
			LHS - 4 - LED - 2	27.46.4467				
			LHS - 4 - LED - 3	27.46.4468				
			LHS - 4 - LED - 4	27.46.4469				
			LHS - 4 - LED - 5	27.46.4470				
			LHS - 4 - LED - 6	27.46.4609				
			LHS - 4 - LED - 7	27.46.4610				
			LHS - 4 - LED - 8	27.46.4611				
			LHS - 4 - LED - 9	27.46.4612				
			LHS - 4 - LED -10	27.46.5372				
5		Montaje a poste 90° 90° Stanchion mounting	LHS1 - 4 - LED - 1	27.46.4476	31.8	1 1/4"	1	
			LHS1 - 4 - LED - 2	27.46.4477				
			LHS1 - 4 - LED - 3	27.46.4478				
			LHS1 - 4 - LED - 4	27.46.4479				
			LHS1 - 4 - LED - 5	27.46.4480				
			LHS1 - 4 - LED - 6	27.46.4617				
			LHS1 - 4 - LED - 7	27.46.4618				
			LHS1 - 4 - LED - 8	27.46.4619				
			LHS1 - 4 - LED - 9	27.46.4620				
			LHS1 - 4 - LED -10	27.46.5374				
			LHS1 - 5 - LED - 1	27.46.4481	38.1	1 1/2"	1	
			LHS1 - 5 - LED - 2	27.46.4482				
			LHS1 - 5 - LED - 3	27.46.4483				
			LHS1 - 5 - LED - 4	27.46.4484				
			LHS1 - 5 - LED - 5	27.46.4485				
			LHS1 - 5 - LED - 6	27.46.4621				
			LHS1 - 5 - LED - 7	27.46.4622				
			LHS1 - 5 - LED - 8	27.46.4623				
			LHS1 - 5 - LED - 9	27.46.4624				
			LHS1 - 5 - LED -10	27.46.5375				

Expediente
 Control
 Embarques
 Almacén
 Producción