

Luminaria Industrial LH

RAWELT®

Para áreas ordinarias y peligrosas
Cerradas y Selladas



RAWELT
PURPURA®
COAT

- Luminarias LH con recubrimiento exterior de PVC y recubrimiento interior de URETANO.

Este recubrimiento es la protección más efectiva en ambientes altamente corrosivos.

LH Industrial Lighting Fixture

For ordinary and hazardous locations.
Enclosed and Gasketed.

- Las luminarias Serie LH, están diseñadas para usarse donde la humedad, polvo, suciedad, corrosión y vibración estén presentes y donde exista la posibilidad de agua, viento o nieve.
- Para instalación en ambientes ordinarias y en áreas peligrosas por presencia de vapores inflamables, polvos o gases combustibles como se definen en el NEC. (National Electrical Code).
- Las luminarias pueden ser usadas en plantas industriales en determinadas plantas de procesos químico y petroquímico, plantas tratadoras de aguas residuales, plataformas marinas, almacenes, etc.
- Diseñadas para montarse con el portalámparas hacia arriba.
- Fácil acceso a los componentes eléctricos con bisagra en tapa de carcasa.
- Cuerpo: Aluminio inyectado a presión (Diecast).
- Acabado: Pintura electrostática epoxica/poliester polimerizada (horneada).
- Tornillería externa: Acero Inoxidable.
- Vaso refractor: Cristal prismático roscado, termotemplado resistente al calor.
- Tipos de montaje: Colgante, poste a 25° y 90°, techo, pared. Con y sin carcasa.

Clase I Div. 2. Grupos A, B, C, D.
Clase I Zona 2. Grupos IIC, IIB, IIA.
Clase II Div. 1 Grupos E, F, G.

- Temperatura de operación: 40 °C (104 °F).
- Portalámparas: Base Mogul y base media para altas temperaturas.
- Guarda: Aluminio inyectado a presión.
- Se surte sin lámpara.
- Acepta longitud máxima de lámpara: 210 mm (8,26").
- Reflector: Fibra de vidrio reforzada con poliester blanco.

- Series LH, are designed for use where moisture, dust, dirt, corrosion and vibration may be present or where exist the possibility of water, wind or snow.
- They can be use in ordinary location and in hazardous locations by the presence of flammable vapors, gases or combustible dust as defined by NEC. (National Electrical Code).
- Lighting fixtures could be use in manufacturing plants, and certain chemical and petrochemical precessing facilities, sewage treatment plants, offshore installations, warehouse, etc.
- Designed lamp mounted base up position.
- Easy access to the electrical components by hinged ballast housing.
- Body and mounting: Die cast aluminium.
- Finish: Electrostatic powder coating epoxic/polyester.
- External hardware: Stainless steel.
- Refractor globe. Threaded heat resistant prismatic crystal.
- Mounting types: Pendant, stanchion 25° and 90°, ceiling, wall. With or without housing.

Class I Div. 2 Groups A, B, C, D.
Class I Zone 2. Groups IIC, IIB, IIA.
Class II Div. 1 Groups E, F, G.

- Operation temperature: 104 °F (40 °C).
- Minimum operation temperature: 40 °C (104 °F)
- Lampholder: Mogul base for high temperatures.
- Guard: Die cast aluminium.
- Lamp not furnished.
- Accepts maximum lenght lamp: 8,26" (210 mm).
- Reflector: Fiberglass reinforced with white polyester.

**Cumple con /
Compliances:
UL 844 UL 1598
CSA C22.2 No. 137
NEMA 3, 4X
IESNA-LM-31
IESNA-LM-46
NMX-J-307-ANCE-2017
NMX-J-627-ANCE-2009
NMX-J-529-ANCE-2012**



Manufacturing and Integration 100% National.
Made in Mexico

RAWELT, S.A. de C.V.

📍 Torreón, Coah., México
☎ Tel: **871 747 47 84** / Ventas: **800 999 20 18**
✉ torreon@rawelt.com.mx



www.rawelt.com.mx

RAWELT
Una División del Grupo REVUELTA

Serie LH Sección 16.1 | **RW42**

24-04

- **Clase I Div. 2/Grupos A,B,C,D clase II Div. 1 Grupos E,F,G.**
- **Clase I Zona 2/Grupos II C, II B, II A.**
- **Aplicaciones**
- Las luminarias Serie LH, estan diseñadas para usarse donde la humedad, polvo, suciedad, corrosión y vibración esten presentes y donde exista la posibilidad de agua, viento ó nieve.
- Pueden ser usadas en ambientes generales u ordinarios, y peligrosas por presencia de vapores flamables, polvos o gases combustibles como se definen en el NEC. (National Electrical Code).
- Las luminarias pueden ser usadas en plantas manufactureras, y ciertas plantas de proceso químico y petroquímico, plantas tratadoras de aguas residuales, plataformas marinas, almacenes, etc. Diseñadas para montarse con el portalamparas hacia arriba.
- Fácil acceso a los componentes eléctricos por medio de una bisagra en la carcaza.
- Para uso en interiores y exteriores.

Materiales:

- Cuerpo: Aluminio inyectado a presión.
- Recubrimiento PVC: 40 mils mínimo
- Uretano púrpura: 2 mils mínimo
- Pruebas de cámara salina de acuerdo a ASTM B117
- Pruebas de adherencia de acuerdo ASTM 3359
- Resistencia a impactos mecánicos en cuerpo de acuerdo a IK09 gracias a su diseño que no cuenta con elementos susceptibles a rompimiento.
- Mangas en las entradas para un sellado hermético.
- Tornillería externa: Acero inoxidable.
- Vaso refractor: Cristal termotemplado prismático roscado.
- Rosca NPT asegurando continuidad a tierra.

Características:

- Tipos de montaje: Colgante, poste a 25° y recto a 90°, techo, pared con y sin carcaza
- Portalamparas: Base Mogul y Base Media para altas temperaturas.
- Empaques: Silicón para altas temperaturas.
- Guarda: Aluminio inyectado a presión.
- Focos no suministrados. Acepta longitud máxima de lámpara de 210 mm (8.26")
- Reflector: fibra de vidrio reforzada con poliestere blanco.
- Carcasa conectada a tierra.
- Sellada de fábrica: Refierase al instructivo de instalación para requerimientos de sellado externo.

- **Class I Div. 2/Groups A,B,C,D class II Div. 1 Groups E,F,G.**
- **Class I Zone 2/Groups II C, II B, II A.**
- **Applications**
- Series LH, are designed for use where moisture, dust, dirt, corrosion and vibration may be present or where exist the possibility of water, wind or snow.
- They can be use in ordinary location and in hazardous locations by the presence of flammable vapors, gases or combustible dust as defined by NEC. (National Electrical Code).
- Lighting fixtures could be use in manufacturing plants, and certain chemical and petrochemical processing facilities, sewage treatment plants, offshore installations, warehouse, etc.
- Designed lamp mounted base up position.
- Easy access to the electrical components by hinged housing
- For use indoors and outdoors.

Materials:

- Body and mounting: Die cast aluminum.
- PVC Coating: 40 mils minimum
- Purple Urethane: 2 mils minimum
- Saline chamber test according to ASTM B117
- Paint adhesion test according ASTM 3359
- Resistance to mechanicals impacts to body according IK09 casing, thanks to its design that does not have elements susceptible to breakage.
- Pressure sealing sleeves on conduit openings
- External hardware: Stainless steel.
- Refractor globe: Threaded heat resistant prismatic crystal
- NPT Threaded to ensure ground continuity.

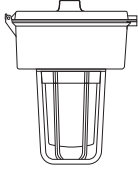
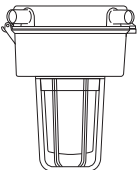
Characteristics:

- 6 Mounting types: Pendant, stanchion 25° and straight 90°, ceiling and wall with or without housing
- Lampholder: Mogul and medium for high temperatures.
- Gaskets: Silicone for high temperatures
- Guard: Die cast aluminum
- Lamp not furnished. Accepts maximum lamp lenght of 210 mm (8.26")
- Reflector: fiberglass reinforced with white polyester
- Grounded housing.
- Factory sealed: Refer to installations instructions for external seal requeriments.

Cumple con: UL 1598
 UL 844
 CSA C22.2 No.137
 NEMA 3,4 X
 IESNA - LM - 31
 IESNA - LM - 46
 NEMA RN-1
 NMX-J-307-ANCE-2017
 NMX-J-627-ANCE-2009
 NMX-J-529-ANCE-2012

Comply with: UL 1598
 UL 844
 CSA C22.2 No.137
 NEMA 3,4 X
 IESNA - LM - 31
 IESNA - LM - 46
 NEMA RN-1
 NMX-J-307-ANCE-2017
 NMX-J-627-ANCE-2009
 NMX-J-529-ANCE-2012

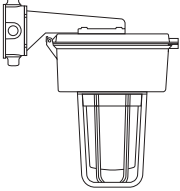
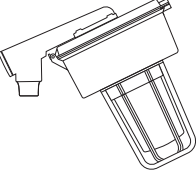
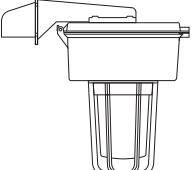
USAR No. DE CODIGO PARA HACER PEDIDOS. TO ORDER USE CODE NUMBER.

Figura Figure	Descripción Description	Catalogo Catalog	Base	Código Code	Entrada conduit Hub		Peso x 100 pzas. Weight x 100 pcs.		Unit Ctn. Pzas. Pcs.
					mm	inch	kg	lb	
	Montaje colgante Pendant mounting	LH CMW 2CG.PC	MOGUL	27.16.3797	19.0	3/4"	390	862	1
		LH CMW 3CG.PC	MOGUL	27.16.3798	25.4	1"	390	862	1
	Montaje a techo Ceiling mounting	LH TMW 2CG.PC	MOGUL	27.16.3799	19.0	3/4"	455	1000	1
		LH TMW 3CG.PC	MOGUL	27.16.3800	25.4	1"	455	1000	1

Especificaciones sujetas a cambio sin previo aviso. Specifications are subject to change without notice.

16.4 - LUMINARIA INDUSTRIAL. PARA AREAS ORDINARIAS Y PELIGROSAS. CERRADOS, SELLADOS CON CARCAZA. SERIE LH CON RECUBRIMIENTO EXTERIOR DE PVC E INTERIOR DE URETANO PURPURA. BASE MOGUL	Hoja: 2 / 5 Page:
16.4 - INDUSTRIAL LIGHTING FIXTURE FOR ORDINARY AND HAZARDOUS LOCATIONS. ENCLOSED AND GASKETED WITH HOUSING. LH SERIES. WITH PVC COATING AND PURPLE URETHANE INNER COATING. MOGUL BASE.	FICHA TECNICA / TECHNICAL DATA 007 - RW - 339



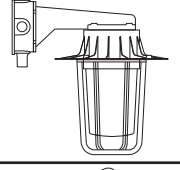
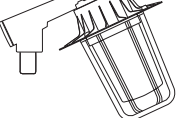
USAR No. DE CODIGO PARA HACER PEDIDOS. — TO ORDER USE CODE NUMBER.

Figura Figure	Descripción Description	Catalogo Catalog	Base	Código Code	Entrada conduit Hub		Peso x 100 pzas. Weight x 100 pcs.		Unit Ctn. Pzas. Pcs.	
					mm	inch	kg	lb		
	Montaje a pared Wall mounting	LH WMW 2CG.PC	MOGUL	27.16.3801	19.0	3/4"	518	1139	1	
		LH WMW 3CG.PC	MOGUL	27.16.3802	25.4	1"	518	1139	1	
	Montaje a poste 25° 25° Stanchion mounting	LH SMW 4CG.PC	MOGUL	27.16.3803	31.8	1 1/4"	518	1139	1	
		LH SMW 5CG.PC	MOGUL	27.16.3804	38.1	1 1/2"	518	1139	1	
	Montaje a poste 90° 90° Stanchion mounting	LH S1MW 4CG.PC	MOGUL	27.16.4093	31.8	1 1/4"	518	1139	1	
		LH S1MW 5CG.PC	MOGUL	27.16.4094	38.1	1 1/2"	518	1139	1	

16.4 - LUMINARIA INDUSTRIAL. PARA AREAS ORDINARIAS Y PELIGROSAS. CERRADOS, SELLADOS SIN CARCAZA. SERIE LH. CON RECUBRIMIENTO EXTERIOR DE PVC E INTERIOR DE URETANO PURPURA. BASE MOGUL

16.4 - INDUSTRIAL LIGHTING FIXTURE FOR ORDINARY AND HAZARDOUS LOCATIONS. ENCLOSED AND GASKETED WITHOUT HOUSING. LH SERIES. WITH PVC COATING AND PURPLE URETHANE INNER COATING. MOGUL BASE.

USAR No. DE CODIGO PARA HACER PEDIDOS. — TO ORDER USE CODE NUMBER.

Figura Figure	Descripción Description	Item	Catalogo Catalog	Base	Código Code	Entrada conduit Hub		Peso x 100 pzas. Weight x 100 pcs.		Unit Ctn. Pzas. Pcs.	Ship Ctn. Pzas. Pcs.
						mm	inch	kg	lb		
	Montaje colgante Pendant mounting		LHCM 2CG.PC	MOGUL	27.16.3683.PC	19.0	3/4"	310	678	1	
	Montaje a techo Ceiling mounting		LHTM 2CG.PC	MOGUL	27.16.3684.PC	19.0	3/4"	356	787	1	
			LHTM 3CG.PC	MOGUL	27.16.3685.PC	25.4	1"	356	787	1	
	Montaje a pared Wall mounting		LHWM 2CG.PC	MOGUL	27.16.3686.PC	19.0	3/4"	407	896	1	
			LHWM 3CG.PC	MOGUL	27.16.3687.PC	25.4	1"	407	896	1	
	Montaje a poste 25° 25° Stanchion mounting		LHSM 4CG.PC	MOGUL	27.16.3721.PC	31.8	1 1/4"	407	896	1	
			LHSM 5CG.PC	MOGUL	27.16.3688.PC	38.1	1 1/2"	407	896	1	

Especificaciones sujetas a cambio sin previo aviso. Specifications are subject to change without notice.

RAWELT, S.A. de C.V.

RAWELT © INYECTADOS
Una División del Grupo REVUELTA

16.4 - LUMINARIA INDUSTRIAL. PARA AREAS ORDINARIAS Y PELIGROSAS.
CERRADOS, SELLADOS SIN CARCAZA. SERIE LH.
CON RECUBRIMIENTO EXTERIOR DE PVC E INTERIOR DE URETANO PURPURA. BASE MOGUL

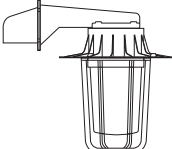
Hoja: 3 / 5
Page:

FICHA TECNICA / TECHNICAL DATA

16.4 - INDUSTRIAL LIGHTING FIXTURE FOR ORDINARY AND HAZARDOUS LOCATIONS.
ENCLOSED AND GASKETED WITHOUT HOUSING. LH SERIES.
WITH PVC COATING AND PURPLE URETHANE INNER COATING. MOGUL BASE

007 - RW - 339


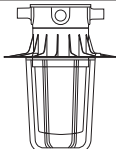
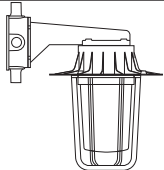
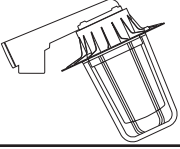
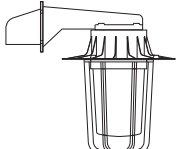
USAR No. DE CODIGO PARA HACER PEDIDOS. TO ORDER USE CODE NUMBER.

Figura Figure	Descripción Description	Item	Catalogo Catalog	Base	Código Code	Entrada conduit Hub		Peso x 100 pzas. Weight x 100 pcs.		Unit Ctn. Pzas. Pcs.	Ship Ctn. Pzas. Pcs.
						mm	inch	kg	lb		
	Montaje a poste 90° 90° Stanchion mounting		LHS1M 4CG.PC	MOGUL	27.16.4087.PC	31.8	1 1/4"	407	896	1	
			LHS1M 5CG.PC	MOGUL	27.16.4088.PC	38.1	1 1/2"	407	896	1	

16.4 - LUMINARIA INDUSTRIAL. PARA AREAS ORDINARIAS Y PELIGROSAS.
CERRADOS, SELLADOS BASE MEDIA. SERIE LH. SIN CARCAZA.
CON RECUBRIMIENTO EXTERIOR DE PVC E INTERIOR DE URETANO PURPURA

16.4 - INDUSTRIAL LIGHTING FIXTURE FOR ORDINARY AND HAZARDOUS LOCATIONS.
ENCLOSED AND GASKETED MEDIUM BASE. LH SERIES. WITHOUT HOUSING.
WITH PVC COATING AND PURPLE URETHANE INNER COATING

USAR No. DE CODIGO PARA HACER PEDIDOS. TO ORDER USE CODE NUMBER.

Figura Figure	Descripción Description	Item	Catalogo Catalog	Base	Código Code	Entrada conduit Hub		Peso x 100 pzas. Weight x 100 pcs.		Unit Ctn. Pzas. Pcs.	Ship Ctn. Pzas. Pcs.
						mm	inch	kg	lb		
	Montaje colgante Pendant mounting		LHCI 2CG.PC	MEDIA	27.16.3861.PC	19.0	3/4"	352	775	1	
	Montaje a techo Ceiling mounting		LHTI 2CG.PC	MEDIA	27.16.3862.PC	19.0	3/4"	400	880	1	
			LHTI 3CG.PC	MEDIA	27.16.3863.PC	25.4	1"	400	880	1	
	Montaje a pared Wall mounting		LHWI 2CG.PC	MEDIA	27.16.3864.PC	19.0	3/4"	443	975	1	
			LHWI 3CG.PC	MEDIA	27.16.3865.PC	25.4	1"	443	975	1	
	Montaje a poste 25° 25° Stanchion mounting		LHSI 4CG.PC	MEDIA	27.16.3866.PC	31.8	1 1/4"	402	885	1	
			LHSI 5CG.PC	MEDIA	27.16.3867.PC	38.1	1 1/2"	402	885	1	
	Montaje a poste 90° 90° Stanchion mounting		LHS1I 4CG.PC	MEDIA	27.16.4089.PC	31.8	1 1/4"	402	885	1	
			LHS1I 5CG.PC	MEDIA	27.16.4090.PC	38.1	1 1/2"	402	885	1	

Especificaciones sujetas a cambio sin previo aviso. Specifications are subject to change without notice.

RAWELT, S.A. de C.V.

RAWELT® INYECTADOS

12 - VI - 2024

Una División del Grupo REVUELTA

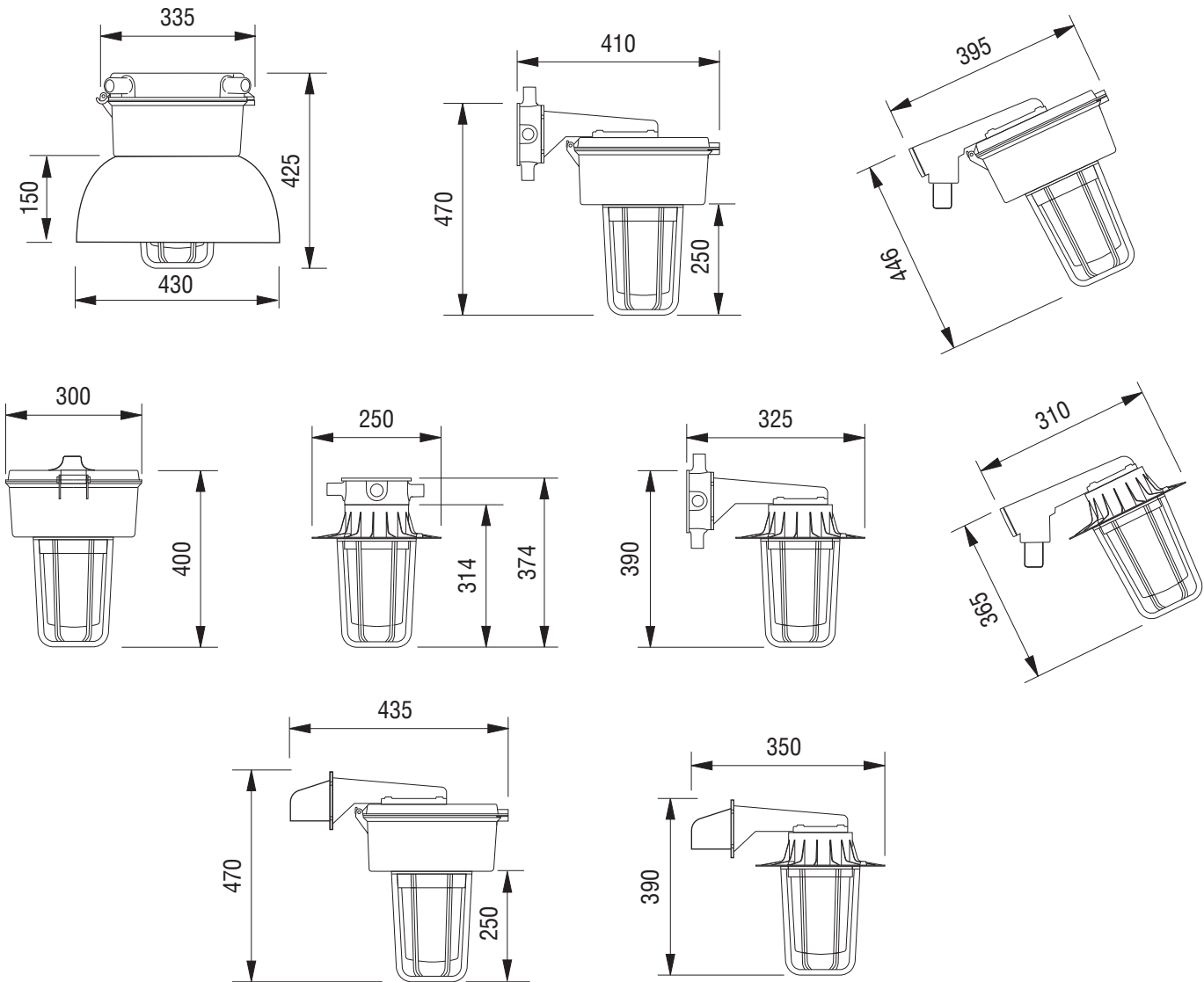
16.4 - LUMINARIA INDUSTRIAL. PARA AREAS ORDINARIAS Y PELIGROSAS.
 CERRADOS, SELLADOS. SERIE LH.
 CON RECUBRIMIENTO EXTERIOR DE PVC E INTERIOR DE URETANO PURPURA

16.4 - INDUSTRIAL LIGHTING FIXTURE FOR ORDINARY AND HAZARDOUS LOCATIONS.
 ENCLOSED AND GASKETED. LH SERIES.
 WITH PVC COATING AND PURPLE URETHANE INNER COATING

Hoja: 4 / 5
 Page:

FICHA TECNICA / TECHNICAL DATA

007-RW-339



Especificaciones sujetas a cambio sin previo aviso. Specifications are subject to change without notice.

RAWELT, S.A. de C.V.

RAWELT ® INYECTADOS
 Una División del Grupo **REVUELTA**

12 - VI - 2024

- Montaje a Techo = T
Ceiling mounting
- Montaje a Pared = W
Wall mounting
- Montaje Colgante = C
Pendant mounting
- Montaje en Poste 25° = S
25° Stanchion mounting
- Montaje en Poste 90° = S1
90° Stanchion mounting straight

- Entrada 3/4" = 2
Hub size
- 1" = 3
- 1 1/4" = 4
- 1 1/2" = 5

Cristal = C
Glass

Guarda = G
Guard

Reflector = R

Recubrimiento PVC = PC
PVC Coating

PVC Coating

Base Media = I

Base Mogul = M

LHTIW3CGR PC

Generico
Generic

Montaje
Mounting

Base

Con carcaza
With Housing

Medida
Size

Cristal
Glass

Guarda
Guard

Reflector

Recubrimiento PVC
PVC Coating

Cotización/Quotation Plazo de embarque* / Shipment exw* :

Pedido No./Purchase order :

Our ref.:

Fecha/Date: Vendedor/Salesman: No.

Facturar a/Invoice to: RFC.

Ordenado por/Ordered by: Tel. () Fax ()

Dirección/Address:



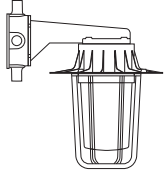
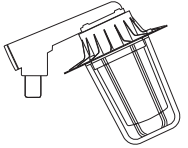
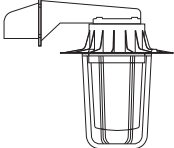
..... C.P./Zip. Lugar/City/Country:

Consignar a/Ship to:

..... Embarcar: Camión x Cobrar Pagado Paquete

Cond. de Pago/Terms:

Cond. de Venta/Sale conditions: L.P.:

Item	Figura Figure	Descripción Description	Catalogo Catalog	Código Code	Entrada conduit Hub		Unit. Ctn. Pzas. Pcs.	Cantidad Qty.
					mm	inch.		
16.4 - LUMINARIA INDUSTRIAL. PARA AREAS ORDINARIAS Y PELIGROSAS. CERRADOS, SELLADOS SIN CARCAZA. SERIE LH. CON RECUBRIMIENTO EXTERIOR DE PVC E INTERIOR DE URETANO PURPURA. BASE MOGUL 16.4 - INDUSTRIAL LIGHTING FIXTURE FOR ORDINARY AND HAZARDOUS LOCATIONS. ENCLOSED AND GASKETED WITHOUT HOUSING. LH SERIES. WITH PVC COATING AND PURPLE URETHANE INNER COATING. MOGUL BASE								
1		Montaje colgante Pendant mounting	LHCM 2CG.PC	27.16.3683.PC	19.0	3/4"	1	
2		Montaje a techo Ceiling mounting	LHTM 2CG.PC	27.16.3684.PC	19.0	3/4"	1	
			LHTM 3CG.PC	27.16.3685.PC	25.4	1"	1	
3		Montaje a pared Wall mounting	LHWM 2CG.PC	27.16.3686.PC	19.0	3/4"	1	
			LHWM 3CG.PC	27.16.3687.PC	25.4	1"	1	
4		Montaje a poste 25° 25° Stanchion mounting	LHSM 4CG.PC	27.16.3721.PC	31.8	1 1/4"	1	
			LHSM 5CG.PC	27.16.3688.PC	38.1	1 1/2"	1	
5		Montaje a poste 90° 90° Stanchion mounting	LHS1M 4CG.PC	27.16.4087.PC	31.8	1 1/4"	1	
			LHS1M 5CG.PC	27.16.4088.PC	38.1	1 1/2"	1	

Expediente
 Control
 Embarques
 Almacén
 Producción

Cotización/Quotation Plazo de embarque* / Shipment exw* :

Pedido No./Purchase order :

Our ref.:

Fecha/Date: Vendedor/Salesman: No.

Facturar a/Invoice to: RFC.

Ordenado por/Ordered by: Tel. () Fax ()

Dirección/Address:

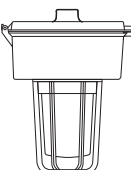
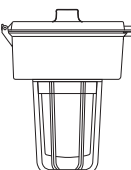


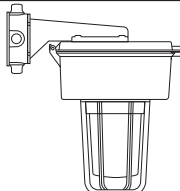
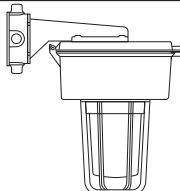
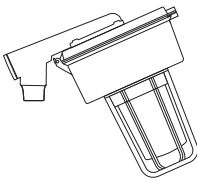
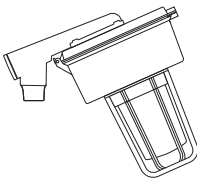
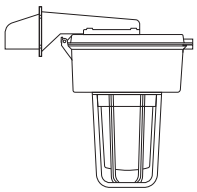
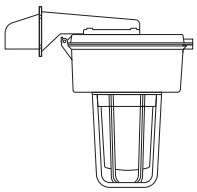
C.P./Zip. Lugar/City/Country:

Consignar a/Ship to:

Embarcar: Camión x Cobrar Pagado Paquete

Cond. de Pago/Terms:

Cond. de Venta/Sale conditions: L.P.:

Item	Figura Figure	Descripción Description	Catalogo Catalog	Base	Código Code	Entrada conduit Hub		Unit. Ctn. Pzas. Pcs.	Cantidad Qty.
						mm	inch		
16.4 -		LUMINARIA INDUSTRIAL. PARA AREAS ORDINARIAS Y PELIGROSAS. CERRADOS, SELLADOS CON CARCAZA. SERIE LH CON RECUBRIMIENTO EXTERIOR DE PVC E INTERIOR DE URETANO PURPURA. BASE MOGUL INDUSTRIAL LIGHTING FIXTURE FOR ORDINARY AND HAZARDOUS LOCATIONS. ENCLOSED AND GASKETED WITH HOUSING. LH SERIES. WITH PVC COATING AND PURPLE URETHANE INNER COATING. MOGUL BASE	LH CMW 2CG.PC	MOGUL	27.16.3797	19.0	3/4"	1	
			LH CMW 3CG.PC	MOGUL	27.16.3798	25.4	1"	1	
1		Montaje colgante Pendant mounting							
16.4 -		LH TMW 2CG.PC LH TMW 3CG.PC	MOGUL	MOGUL	27.16.3799 27.16.3800	19.0 25.4	3/4" 1"	1 1	
2		Montaje a techo Ceiling mounting							
16.4 -		LH WMW 2CG.PC LH WMW 2CG.PC	MOGUL	MOGUL	27.16.3801 27.16.3802	19.0 25.4	3/4" 1"	1 1	
3		Montaje a pared Wall mounting							
16.4 -		LH SMW 4CG.PC LH SMW 5CG.PC	MOGUL	MOGUL	27.16.3803 27.16.3804	31.8 38.1	1 1/4" 1 1/2"	1 1	
4		Montaje a poste 25° 25° Stanchion mounting							
16.4 -		LH S1MW 4CG.PC LH S1MW 5CG.PC	MOGUL	MOGUL	27.16.4093 27.16.4094	31.8 38.1	1 1/4" 1 1/2"	1 1	
5		Montaje a poste 90° 90° Stanchion mounting							

Expediente
 Control
 Embarques
 Almacén
 Producción

Cotización/Quotation Plazo de embarque* / Shipment exw* :

Pedido No./Purchase order :

Our ref.:

Fecha/Date: Vendedor/Salesman: No.

Facturar a/Invoice to: RFC.

Ordenado por/Ordered by: Tel. () Fax ()

Dirección/Address:

..... C.P./Zip. Lugar/City/Country:

Consignar a/Ship to:


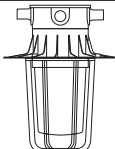
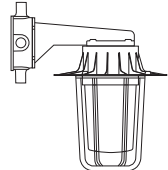
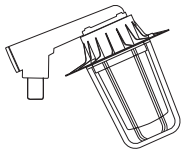
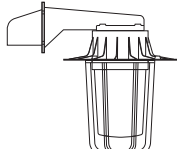
..... Embarcar: Camión x Cobrar Pagado Paquete

Cond. de Pago/Terms:

Cond. de Venta/Sale conditions: L.P.:

**16.4 - LUMINARIA INDUSTRIAL. PARA AREAS ORDINARIAS Y PELIGROSAS.
CERRADOS, SELLADOS BASE MEDIA. SERIE LH. SIN CARCAZA.
CON RECUBRIMIENTO EXTERIOR DE PVC E INTERIOR DE URETANO PURPURA**

**16.4 - INDUSTRIAL LIGHTING FIXTURE FOR ORDINARY AND HAZARDOUS LOCATIONS.
ENCLOSED AND GASKETED MEDIUM BASE. LH SERIES. WITHOUT HOUSING.
WITH PVC COATING AND PURPLE URETHANE INNER COATING**

Item	Figura Figure	Descripción Description	Catalogo Catalog	Código Code	Entrada conduit Hub		Unit. Ctn. Pzas. Pcs.	Cantidad Qty.
					mm	inch.		
1		Montaje colgante Pendant mounting	LHCI 2CG.PC	27.16.3861.PC	19.0	3/4"	1	
			LHTI 2CG.PC	27.16.3862.PC	19.0	3/4"	1	
2		Montaje a techo Ceiling mounting	LHTI 3CG.PC	27.16.3863.PC	25.4	1"	1	
			LHWI 2CG.PC	27.16.3864.PC	19.0	3/4"	1	
3		Montaje a pared Wall mounting	LHWI 3CG.PC	27.16.3865.PC	25.4	1"	1	
			LHSI 4CG.PC	27.16.3866.PC	31.8	1 1/4"	1	
4		Montaje a poste 25° 25° Stanchion mounting	LHSI 5CG.PC	27.16.3867.PC	38.1	1 1/2"	1	
			LHS1I 4CG.PC	27.16.4089.PC	31.8	1 1/4"	1	
5		Montaje a poste 90° 90° Stanchion mounting	LHS1I 5CG.PC	27.16.4090.PC	38.1	1 1/2"	1	

Expediente
 Control
 Embarques
 Almacén
 Producción